

PRODUCT DATASHEET

P RF CLAS BW 40 4 W/2700 K E14

PARATHOM® CLASSIC BW | LED lamps, classic bulb shape



Areas of application

- Perfect for decorative installations
- Domestic applications
- General illumination
- Outdoor use in outdoor luminaires only (minimum IP65)

Product benefits

- Lamps with innovative LED "filament" technology
- Design, dimensions, luminous flux comparable to an incandescent or halogen lamp
- No UV and near-IR radiation in the light beam
- Instant 100 % light, no warm-up time
- Can be easily fitted instead of ordinary light bulbs
- Lower thermal output (compared with the standard reference product)

Product features

- Professional LED lamps for line voltage
- Beam angle: up to 300°
- Not dimmable
- Base: E14
- Lifetime: up to 15,000 h
- Lamp made of glass
- Good quality of light; color rendering index $R_a: \geq 80$; constant chromaticity



TECHNICAL DATA

Electrical data

Nominal wattage	4 W
Construction wattage	4.00 W
Nominal voltage	220...240 V
Claimed equiv. conventional lamp power	40 W
Nominal current	32 mA
Type of current	AC
Inrush current	7.25 A
Operating frequency	50...60 Hz
Mains frequency	50...60 Hz
Max. lamp no. on circuit break. 10 A (B)	156
Max. lamp no. on circuit break. 16 A (B)	250
Power factor λ	> 0.50

Photometrical data

Luminous flux	470 lm
Nominal useful luminous flux 90°	470 lm
Luminous efficacy	117 lm/W
Lumen main.fact.at end of nom.life time	0.70
Light color (designation)	Warm White
Color temperature	2700 K
Color rendering index Ra	≥80
Light color	827
Standard deviation of color matching	≤6 sdcn
Rated LLMF at 6,000 h	0.80

Light technical data

Beam angle	300 °
Warm-up time (60 %)	< 0.50 s
Starting time	< 0.5 s
Rated beam angle (half peak value)	300.00 °

Dimensions & Weight

Overall length	100.00 mm
Diameter	35.00 mm

Maximum diameter	35 mm
Product weight	15.00 g

Temperatures & operating conditions

Ambient temperature range	-20...+40 °C
Maximum temperature at tc test point	58 °C

Lifespan

Lifespan	15000 h
Number of switching cycles	100000
Lumen maintenance at end of serv	0.70
Rated lamp survival factor at 6,000	≥ 0.90

Additional product data

Base (standard designation)	E14
Mercury content	0.0 mg
Mercury-free	Yes
Design / version	Clear
Product remark	All technical parameters apply to the entire lamp / Due to the complex production process for light-emitting diodes, the typical values shown for the technical LED parameters are purely statistical values that do not necessarily match the actual technical parameters of each individual product, which can vary from the typical value

Capabilities

Dimmable	No
----------	----

Certificates & Standards

Energy efficiency class	A++ ¹⁾
Energy consumption	4.00 kWh/1000h
Type of protection	IP20
Standards	CE
Photobiological safety group acc. to EN62778	RG0

¹⁾ Energy efficiency class (EEC) on a scale of A++ (highest efficiency) to E (lowest efficiency)




Country-specific categorizations

ILCOS	DRBB/C-4/827-220/240-E14-35
Order reference	LEDPCLBW40 4W/8

Energy labelling regulation data acc EU 2019/2015

Light source cap-type (or other electric interface)	E14
Length	100.00 mm
Height	35.00 mm
Width	35.00 mm

DOWNLOAD DATA

DOWNLOAD DATA	
	PRODUCT DATASHEET
	zIES data (archived) - do not use
	zEulumdat (archived) - do not use

LOGISTICAL DATA

Product code	Packaging unit (Pieces/Unit)	Dimensions (length x width x height)	Gross weight	Volume
4058075438477	Folding box 1	39 mm x 39 mm x 109 mm	29.00 g	0.17 dm ³
4058075438484	Shipping box 10	205 mm x 87 mm x 123 mm	348.00 g	2.19 dm ³

The mentioned product code describes the smallest quantity unit which can be ordered. One shipping unit can contain one or more single products. When placing an order, for the quantity please enter single or multiples of a shipping unit.

DISCLAIMER

Subject to change without notice. Errors and omission excepted. Always make sure to use the most recent release.